

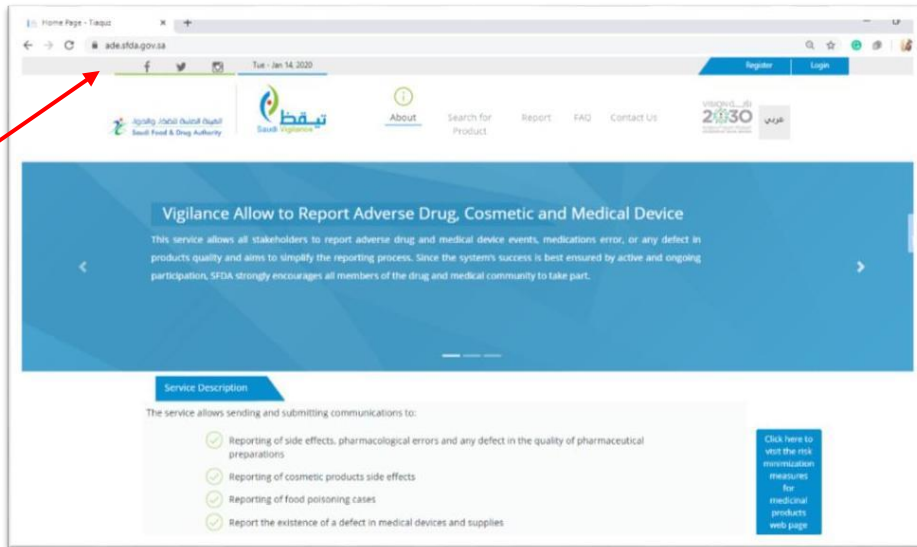


How to Report Medication Error on Saudi Vigilance System

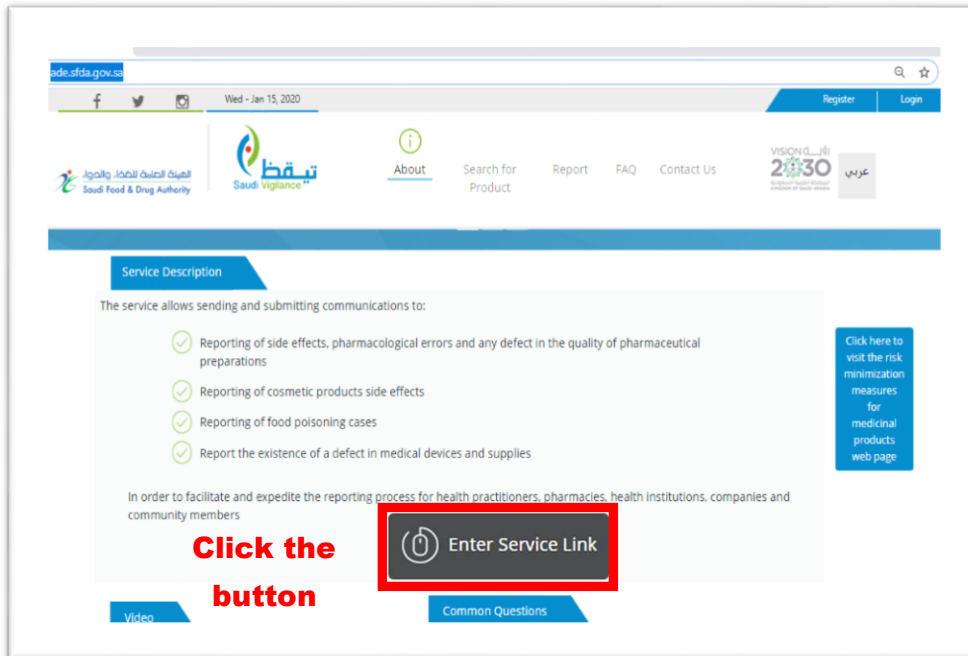
Medication Error Department- Drug Sector
2020

1-Go to Saudi Vigilance Main Page

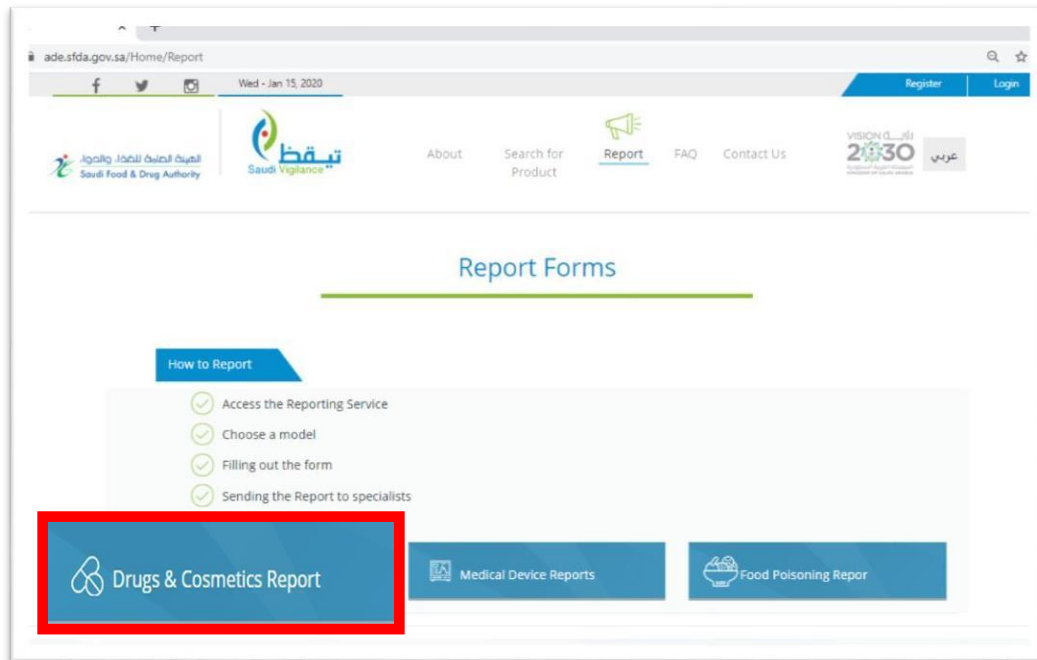
<https://ade.sfda.gov.sa/>



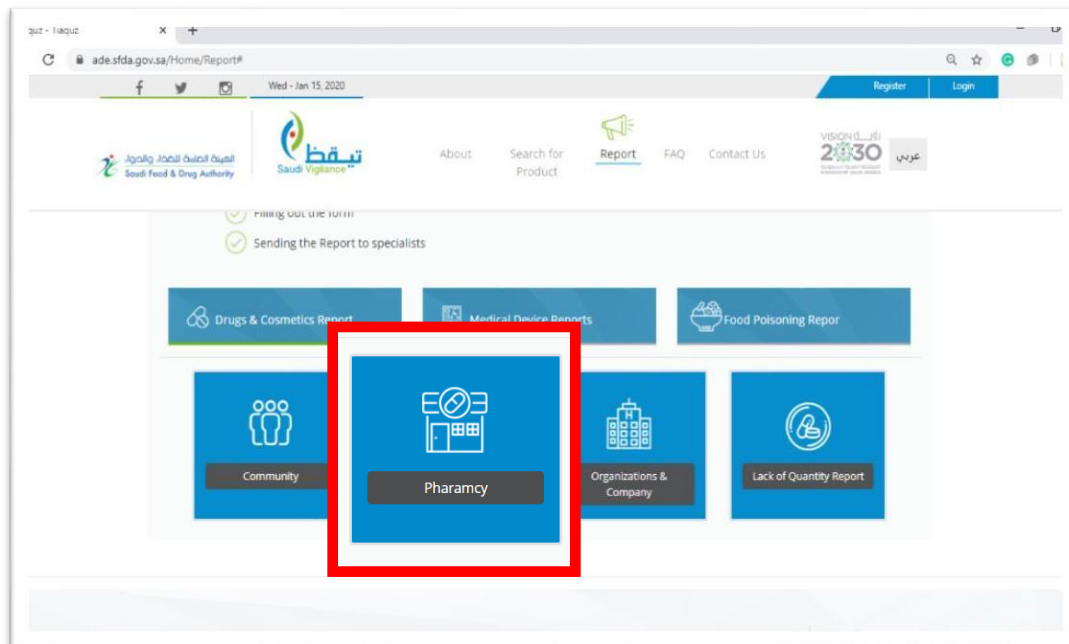
2- Enter the system



3- Choose Drug & Cosmetic model



4-Select your specialty (community or pharmacy or organization)



5-Fill the report (the report must include the following: contact information, type of request, trade name, strength, dosage form, and batch number)

The screenshot shows the 'Report Form' page on the Saudi Vigilance website. The URL is 'sfd.gov.sa/Request/AddAdverseDrugReactionsPublic'. The page is in Arabic. The 'Request Information' section is active. The following fields are highlighted with red boxes:

- Contact Information:** A blue box highlights the 'Contact Information' section header.
- Request Type:** A red box highlights the 'Medication Error' radio button option.
- Trade Name:** A red box highlights the 'Trade Name' text input field.
- Strength:** A red box highlights the 'Strength' text input field.
- DosageForm:** A red box highlights the 'DosageForm' dropdown menu.
- Batch Number:** A red box highlights the 'Batch Number' text input field.

6-Select send the report to specialists

The screenshot shows the bottom part of the report form. A blue box highlights the 'Contact Information (Optional)' section. Below it, there is a statement: 'The reporter and patient's identities are held in strict confidence by the SFDA and are protected to the fullest extent of the law.' A checkbox labeled 'Do Not Show My Id' is present. At the bottom, a green 'Send' button with a paper plane icon is highlighted with a red box.

NOTE: SFDA will not share your personal information without your specific permission.

Thank you